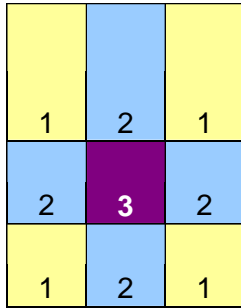


# DISAPPEARING NINE PATCH

65 1/2" x 88 1/2" quilt

11 1/2" Block 35 Blocks

5x7 blocks/quilt



18 strips @ 4 1/2"

18 strips @ 4 1/2"

5 strips @ 4 1/2"

2 1/2 yds #1

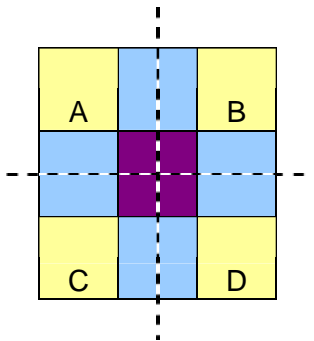
block

2 1/2 yds #2

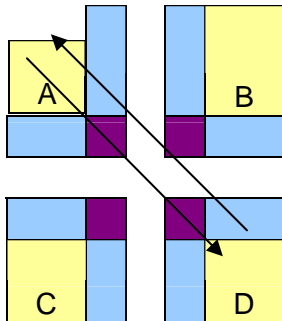
block

7/8 yds #3 block

Start by making a unique 9-Patch Block, as shown.



Cut in half vertically and horizontally, as shown.

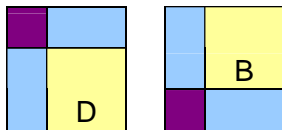


9-Patch disappears when 2 sections are swapped, as shown.

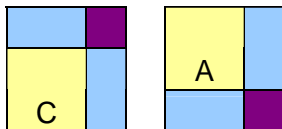
Top right and bottom left squares remain where they are.

Move top left to bottom right position.


Move bottom right TO top left position.



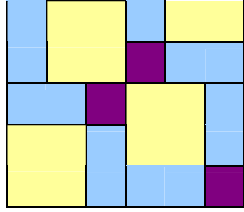
Sew new top left to top right, bottom left to new bottom right.



Sew top section to bottom section.



Viola, a new Block.



Side Borders - cut 2 - 4 1/2" x 80 1/2".

Top & Bottom Borders - cut 2 - 4 1/2" x 65 1/2" .

Borders - cut 8 strips 4 1/2" x WOF = 1 yd.

Binding 320" or 7/8 yds.

